



Product & Compliance Guide



SafetyRail is an NCHRP-350 certified, MUTCD and ADA-compliant, temporary traffic control device that provides continuous, obstacle-free guidance through entire sidewalk work zones.

SafetyRail™

ADA-Compliant Pedestrian Barricade

Plastic Safety Systems, Inc.
2444 Baldwin Road
Cleveland, OH 44104
p: 216-231-8590
p: 800-662-6338
f: 216-231-2702
www.plasticsafety.com
www.adabarricade.com



The ADA regulations address a civil rights issue:

“The Americans with Disabilities Act (ADA) recognizes and protects the civil rights of people with disabilities...”

To ensure that buildings and facilities are **accessible to and usable by** people with disabilities, the ADA establishes accessibility requirements for State and local government facilities, places of public accommodation, and commercial facilities.

Under the ADA, the Access Board has developed and continues to maintain design guidelines for accessible buildings and facilities...

The ADA Accessibility Guidelines (ADAAG)...covers a wide variety of facilities and establishes minimum requirements for new construction and alterations.”

- From “Public Right-of-Way Accessibility Guidelines” (PROWAG), Introduction, November 23, 2005

Our Story

Since 2005, Plastic Safety Systems has worked with the FHWA and the United States Access Board to develop guidelines for ADA-compliant temporary traffic control devices.

In workshops co-sponsored by the FHWA and the US Access Board, teams of evaluators reviewed traffic control devices manufactured by Plastic Safety Systems, and others. The evaluators determined each device’s effectiveness in guiding blind pedestrians through an urban work zone.

As one result of the workshops, the Access Board identified the following design characteristics for ADA-compliant traffic control devices:

SafetyRail ADA-Compliant Features:

Cane-Ready

Ground-hugging lower rail will not trap cane tips.

Hand-Trailing

Smooth upper rail is safe for the hand.

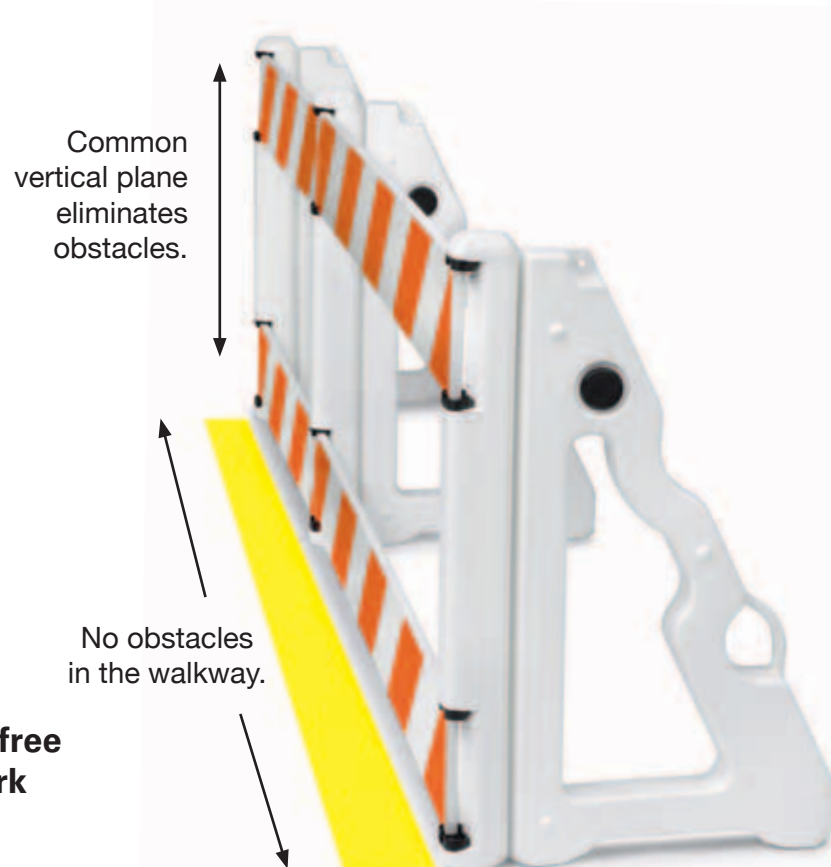
Obstacle-free


Eliminates tripping hazards.

Continuous Guidance

No gaps between barricades.

SafetyRail Provides continuous, obstacle-free guidance through the entire sidewalk work zone.





The 2007 edition of PROWAG states: Temporary Routes

“The Manual on Uniform Traffic Control Devices (MUTCD) includes detailed requirements on maintaining pedestrian access through or around a work zone.” - page 28

FHWA MUTCD
2009 Edition

Section 6F.63, Channelizing Devices:

Standard, line 4:

“Devices...shall be detectable to users of long canes and visible to persons having low vision.”

Standard, line 5:

“...there shall be continuous detectable bottom and top surfaces detectable to users of long canes...”

...“The bottom of the bottom surface shall be no higher than 2” above the ground. The top of the top surface shall be no lower than 32” above the ground.”

Option, Line 7:

“Where multiple channelizing devices are aligned to form a continuous guidance pedestrian channelizer, connection points should be smooth to optimize long-cane and hand trailing. “



Does not meet 6F.63



Meets MUTCD
6F.63, Line 4

Section 6F.71, Longitudinal Channelizing Devices:

Standard, line 7:

“If used for pedestrian traffic control, longitudinal channelizing devices shall be interlocked to delineate or channelize flow. The interlocking devices shall not have gaps that allow pedestrians to stray from the channelizing path.”



Does not meet 6F.71



Meets MUTCD 6F.63, Line 7:
“...connection points should be smooth...”
Also meets 6F.71: “...shall not have gaps...”

Section 6F.74, Detectable Edging for Pedestrians

Support, Line 1:

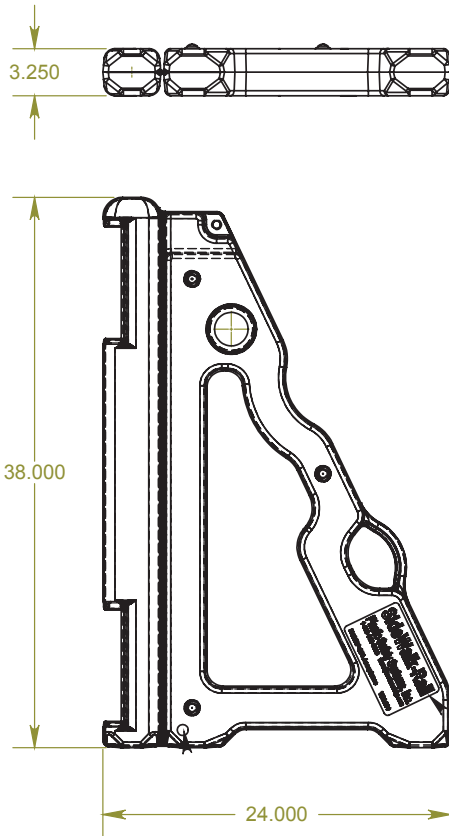
“Individual channelizing devices, tape or rope used to connect individual devices, other discontinuous barriers and devices, and pavement markings are not detectable by persons with visual disabilities and are incapable of providing detectable path guidance on temporary or realigned sidewalks or other pedestrian facilities.”



No longer compliant
per 6F.74

SafetyRail provides “detectable path guidance.”





Product known as:

ADA-Compliant Pedestrian Barricade
Temporary Traffic Control Device
Pedestrian Channelizer Device
Longitudinal Channelizing Device
Type II Barricade
Temporary Pedestrian Access Route (TPAR) Device

Dimensions:

3.25" W x 38" H. 24" L at base

Weight:

7 lbs. empty.
Fill with up to 25 lbs. of sand

Material:

High-density polyethylene plastic
(HDPE), with UV inhibitors

Crashworthy Status:

NCHRP-350, Test Level 3

FHWA Acceptance Letters:

SafetyRail Upright: WZ-278
Wave Panel: WZ-173

Used With:

Wave Guide Rail
0.8" W x 7.5" H x 48" or 72" L
High-density polyethylene plastic
(HDPE), with UV inhibitors



Wave Hand Rail & Guide Rail

Wave Guide Rail retroreflective sheeting meets all state and federal specifications, and is available in Engineer, Hi-Intensity and Fluorescent Grades.

Available in unsheeted, or sheeted on one or both sides, in left, right or bi-directional configurations.

AVAILABLE in 4 or 6 foot lengths.



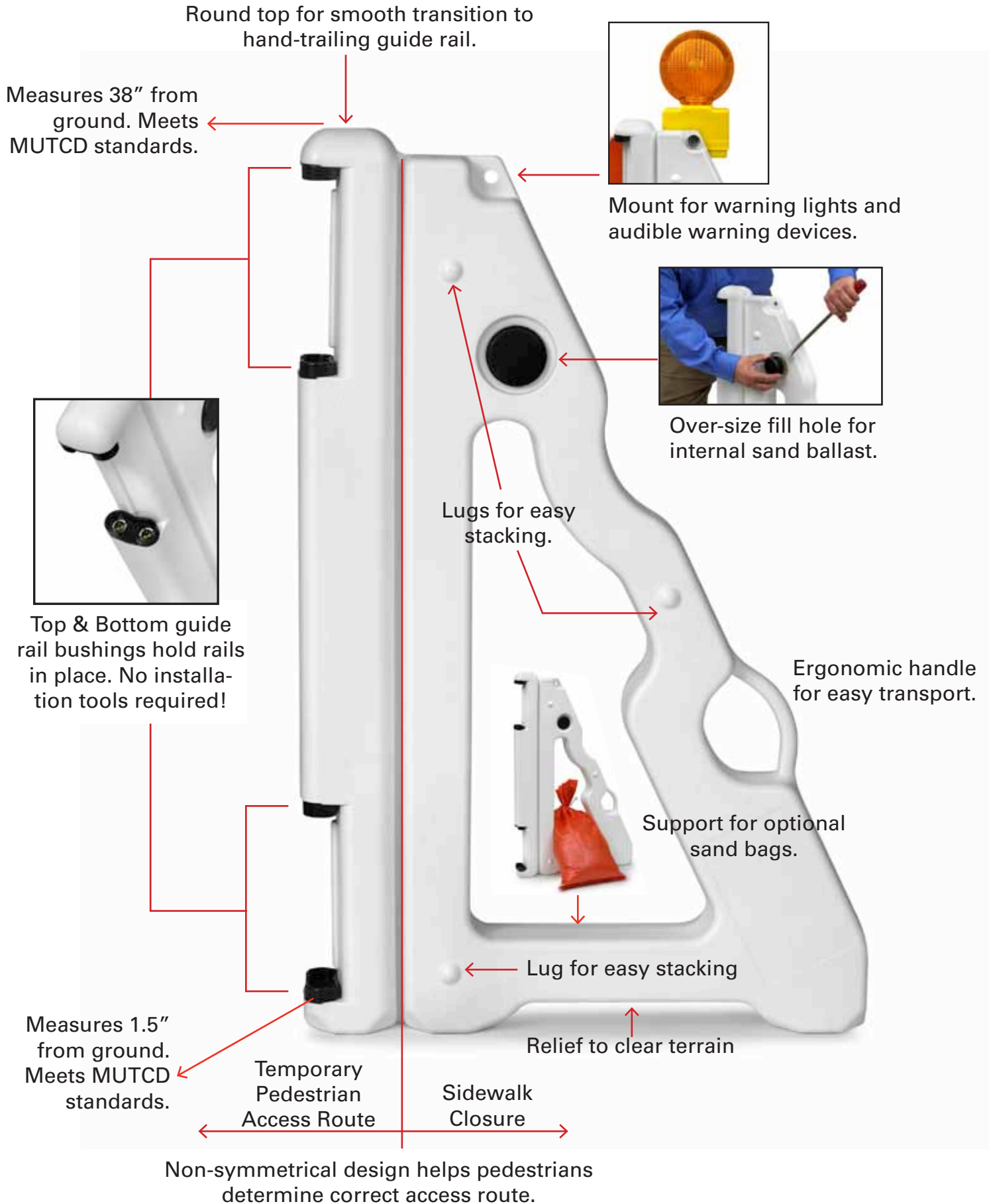
The "Notch" design keeps guide rails in place.



Encapsulated ends eliminate cane or hand snagging hazards.

Features

SafetyRail™



Round top for smooth transition to hand-trailing guide rail.

Measures 38" from ground. Meets MUTCD standards.



Mount for warning lights and audible warning devices.



Over-size fill hole for internal sand ballast.



Top & Bottom guide rail bushings hold rails in place. No installation tools required!

Lugs for easy stacking.

Ergonomic handle for easy transport.

Support for optional sand bags.



Lug for easy stacking

Measures 1.5" from ground. Meets MUTCD standards.

Temporary Pedestrian Access Route

Sidewalk Closure

Relief to clear terrain

Non-symmetrical design helps pedestrians determine correct access route.



Before starting, note:

Attach the lower guide rail first. Then **attach** the upper guide rail.

Here's how...



Align the guide rail with the upright.



Insert the guide rail into the center of the bushings.



Engage the notches of the guide rail with the bushing.



Rotate the guide rail into a position that is perpendicular to the upright.

Do not force it to rotate. If needed, disengage & repeat the steps.

Recommended Specification for an ADA-Compliant Pedestrian Barricade

- 1.) Barricade shall meet NCHRP-350 Test Level 2 certification, as a minimum.
- 2.) Barricade shall feature continuous rails, upper and lower, for hand or cane trailing.
- 3.) The upper rail of the barricade shall measure a minimum 36" above the ground. The lower rail shall measure a maximum 1.75" above the ground.
- 4.) No part of the barricade shall extend into the walk-way more than 0.75" further than the common plane formed by the upper rail and lower rail.
- 5.) The barricade shall maintain continuous delineation along the walk-way through angles of 45° minimum.
- 6.) The barricade shall be non-symmetrical, to easily discern the pedestrian or travel side.
- 7.) The barricade shall have accommodations for attachment of Types A and C warning lights and audible information devices.
- 8.) Barricade joints shall be smooth and snag-resistant, to accommodate safe hand trailing.
- 9.) The barricade shall be manufactured from high density polyethylene (HDPE) with UV inhibitors, to provide years of use in harsh environments.
- 10.) Barricade rails shall accommodate a minimum of 7.75" wide reflective sheeting on both sides of the rails.
- 11.) The barricade shall be internally ballasted, but also accommodate external sandbags.
- 12.) The Barricade shall assemble without hardware. Components shall stack for easy transport and storage.